

## PULL SWITCH

#L-PS

- Pull ON, push OFF, 2 position switch
- 20 Amps rating
- Mounts in ½" diameter hole
- Knob, Terminal screws and mounting nuts included

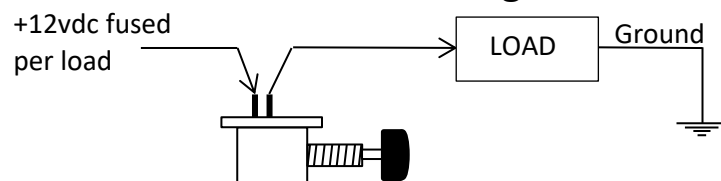
Thank you for buying a Streetworks product. Be confident that it will provide the quality and performance that you demand for your car. *Please read and understand ALL installation instructions before beginning.* Planning and preparation will make the actual installation process easy and quick.

**DISCONNECT POWER AT THE BATTERY BEFORE DOING ANY WIRING!**

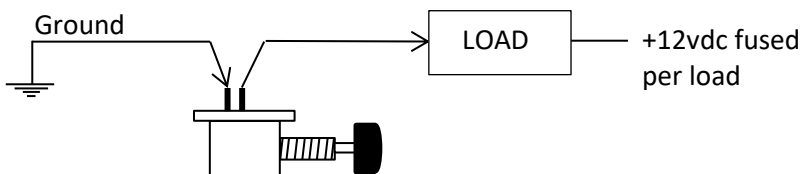
### **PULL SWITCH INSTALLTION**

This Pull Switch mounts in a ½" diameter hole. Pull ON and Push OFF, 2-position switch

#### **Positive Switching**



#### **Negative Switching**



# StreetWorks

4 Bud Way, Suite 3, Nashua, NH 03063 866-859-0513

Tech@Watsons-Streetworks.com

## PULL SWITCH

#L-PS

- Pull ON, push OFF, 2 position switch
- 20 Amps rating
- Mounts in ½" diameter hole
- Knob, Terminal screws and mounting nuts included

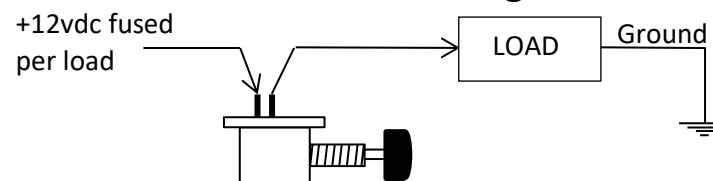
Thank you for buying a Streetworks product. Be confident that it will provide the quality and performance that you demand for your car. *Please read and understand ALL installation instructions before beginning.* Planning and preparation will make the actual installation process easy and quick.

**DISCONNECT POWER AT THE BATTERY BEFORE DOING ANY WIRING!**

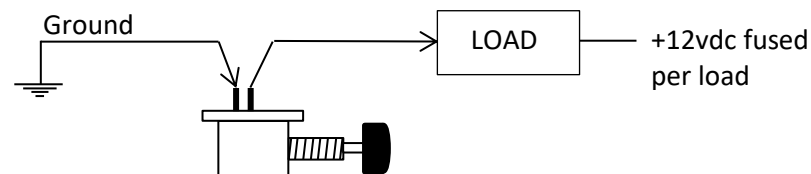
### **PULL SWITCH INSTALLTION**

This Pull Switch mounts in a ½" diameter hole. Pull ON and Push OFF, 2-position switch

#### **Positive Switching**



#### **Negative Switching**



# StreetWorks

4 Bud Way, Suite 3, Nashua, NH 03063 866-859-0513

Tech@Watsons-Streetworks.com