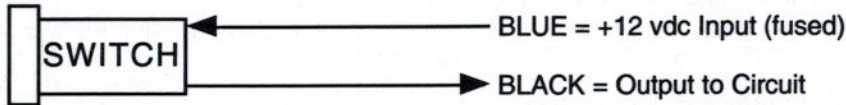
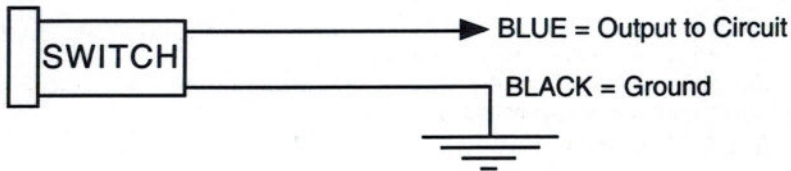


Doing electrical work but you just aren't quite sure of yourself? Pick up a copy of our Basic Auto Electricity Book. This fact filled book walks you through electricity from the basics to a complete automotive circuit diagram. It's a small price to pay for solving electrical headaches!

Typical (+) Switching Circuit



Typical (-/ground) Switching Circuit




Watson's StreetWorks has an extensive line of street rod and custom car and truck parts with one of the largest selections of billet interior trim and electrical accessories. Check us out on the web at www.watsons-streetworks.com.

Thank you for buying our products !

Watson's DRIVE IT !

StreetWorks

4 Bud Way, Ste 3, Nashua NH 03063
866.859.0513 

Tech@watsons-streetworks.com

This entire document © StreetWorks LLC, 2018

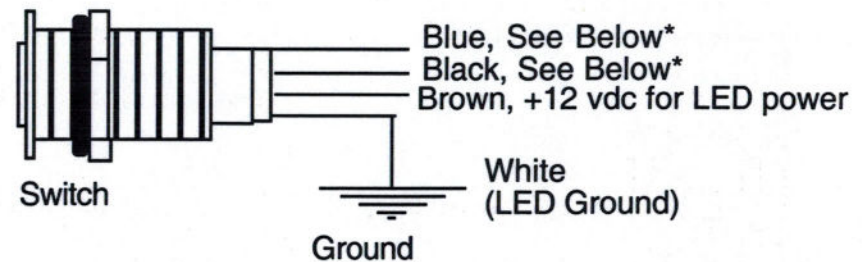
16MM Momentary or On/Off Switch with LED Illumination Small L75 Series Switch Ring

May be used for a variety of momentary or on/off switching functions. The LED illumination ring is separately controlled so it can be used as a circuit power indicator or as a locator light that is powered by the vehicle lights. Mounts in a .625 inch (5/8") diameter hole. This switch is rated 3 amp maximum load. Use a relay if controlling a circuit of higher amperage.

Manufactured by Watson's StreetWorks Rod & Custom Products

Thank you for buying a StreetWorks product. Be confident that it will provide the quality and performance that you demand for your car. *Please read and understand all installation instructions before beginning.* Planning and preparation will make the entire process easy and quick. **BE SAFE! DISCONNECT ELECTRICITY AT THE BATTERY BEFORE DOING ANY ELECTRICAL WORK!**

Wire per the diagram. The O-ring provided is for moisture sealing and need not be used if your application will be in a dry environment.



* The Blue and Black wires are the ones controlled by the switch. They will be connected (continuous) when the switch button is pushed and disconnected when the switch button is released. They may be used to switch either positive or ground as your circuit needs. Also see the wiring diagram.